

Transport Security Expo 2011 - Demographics

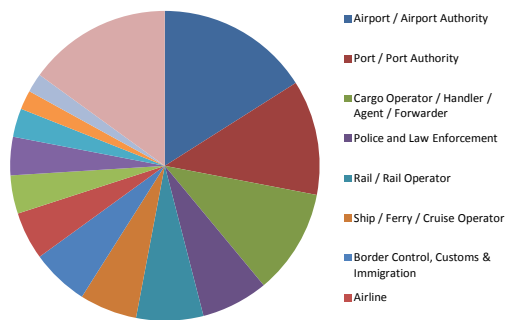
Total Attendance *2,163

2,163 Attendees from
68 countries of which
1,666 visited the Exhibition and
476 delegates to the Conference with
21 members of the Press in attendance



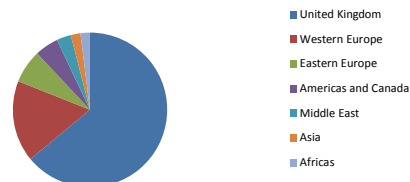
SECTOR

Airport / Airport Authority	16%
Port / Port Authority	12%
Cargo Operator / Handler / Agent / Forwarder	11%
Police and Law Enforcement	7%
Rail / Rail Operator	7%
Ship / Ferry / Cruise Operator	6%
Border Control, Customs & Immigration	6%
Airline	5%
Manufacturer	4%
Road Transport	4%
Integrator / Installer	3%
Government	2%
Association / Media	2%
Not Specified	15%



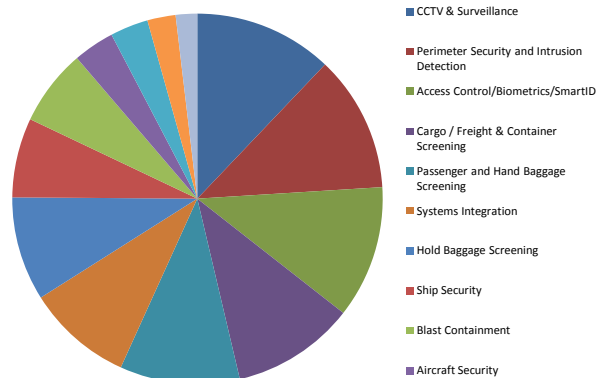
GEOGRAPHICAL

United Kingdom	64%
Western Europe	17%
Eastern Europe	7%
Americas and Canada	5%
Middle East	3%
Asia	2%
Africas	2%



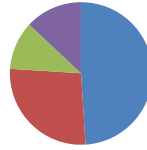
AREA OF INTEREST (Multiple Choice Answer)

CCTV & Surveillance	1703
Perimeter Security and Intrusion Detection	1681
Access Control/Biometrics/SmartID	1632
Cargo / Freight & Container Screening	1515
Passenger and Hand Baggage Screening	1473
Systems Integration	1305
Hold Baggage Screening	1281
Ship Security	976
Blast Containment	939
Aircraft Security	509
RFID/Tracking/Seals and Labels	468
Road Transport Security	348
Training and Consultancy	266



DECISION MAKING POWER

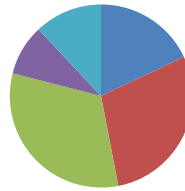
Yes	49%
Influence Decision	27%
No	11%
Not Answered	13%



■ Yes
■ Influence Decision
■ No
■ Not Answered

INTENDED SPEND FOR YEAR AHEAD

£0 - 10K	18%
£10K - 100K	29%
£100K - £1 Million	32%
Over £1 Million	9%
Not Answered	12%



■ £0 - 10K
■ £10K - 100K
■ £100K - £1 Million
■ Over £1 Million
■ Not Answered